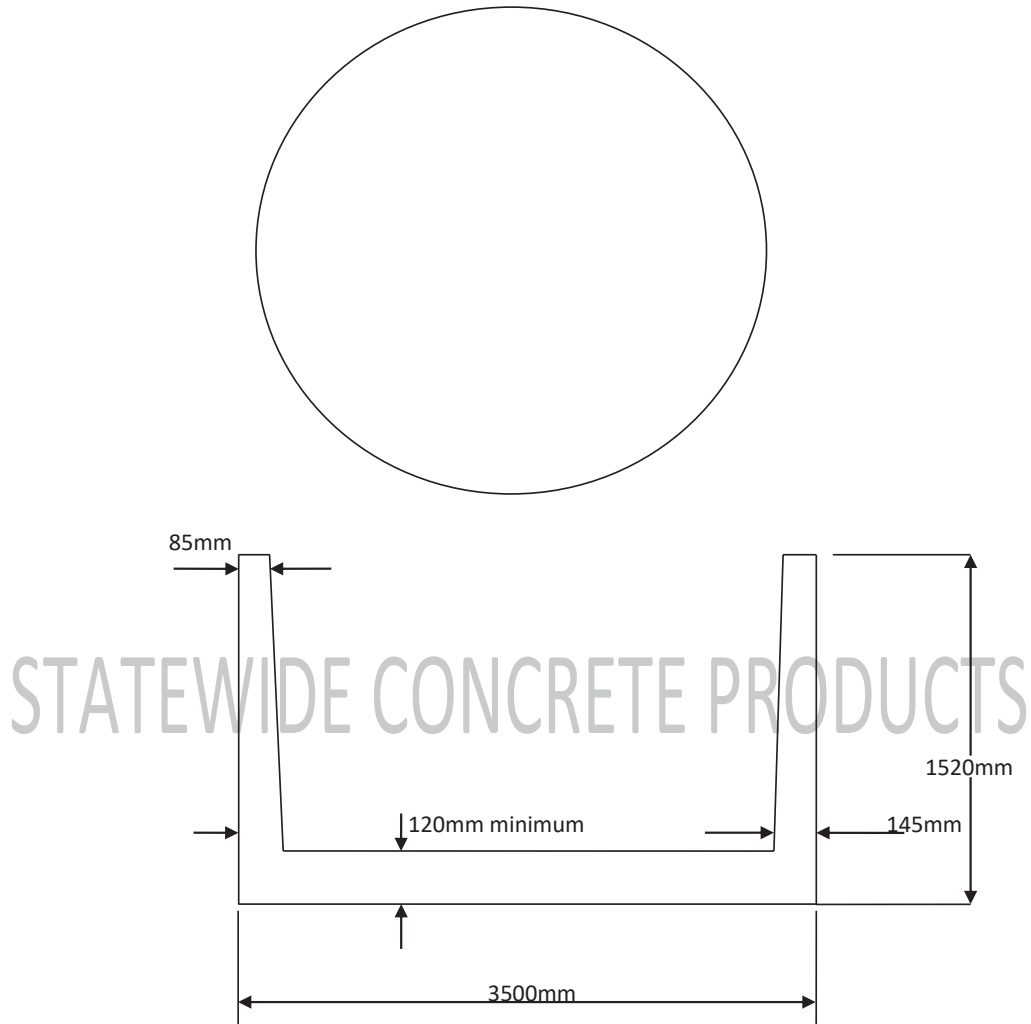


## PLUNGE POOL

Base of Pool



Manufactured with minimum 32mpa fully vibrated, fully reinforced concrete.

Fully engineered to comply with pool regulations for manufacture.

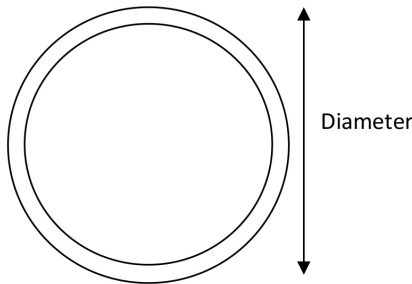
(All permits and installation requirements to be organised by client we undertake no site works, permits etc.)

Please advise entry and exit points required these will be priced accordingly.


Statewide Concrete Products 22 Kanowna Street Hastings 3915 Ph 5979 3349

**STATEWIDE CONCRETE PRODUCTS**

**PONDS, PLUNGE POOLS & WATER FEATURES**  
**CIRCULAR**




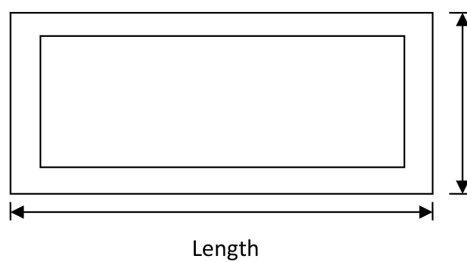
**TOP VIEW**



**SIDE CROSS SECTION**

Holding Litres	Capacity Gallons	Common Name	Dimensions		Inlet mm	Drain mm	Weight Metric/ton	Per/Load Quantity
			Diameter	Height				
5850	1300	11ft 6"	3500	760	40mm	40mm	4.0	6
3600	800	9ft DEEP	2600	860	40mm	40mm	2.26	10
3150	700	9ft	2600	700	40mm	40mm	1.86	11
1800	400	7ft	2140	680	40mm	40mm	1.60	12
990	220	5ft	1615	620	25mm	25mm	0.80	25
450	100	4ft	1310	480	25mm	25mm	0.50	40
300	60	2ft X 2 ft	760	680	25mm	25mm	0.35	60
200	45	3ft x15"	820	400	25mm	25mm	0.25	60

**RECTANGULAR**



Holding Litres	Capacity Gallons	Common Name	MM			Inlet MM	Drain MM	Weight Metric/ton	Per/Load Quantity
			Length	Width	Height				
1440	320	8ft X 4ft	2415	1200	710	40mm	40mm	1.40	15
750	166	7ft X 2ft	2200	820	620	40mm	40mm	0.95	20

**Note; all products shown above can be made without base for use as garden beds**

*Not all troughs are the same! Many use fibreglass reinforcing.  
Our troughs are manufactured with **STEEL REINFORCED** concrete to a minimum 32mpa vibrated to remove air pockets ensuring water tightness & longest life.  
Invest in your troughs once and save the pain and disappointment of cracks and leaks over time.*

Statewide Concrete Products 22 Kanowna Street Hastings 3915 Ph 5979 3349