
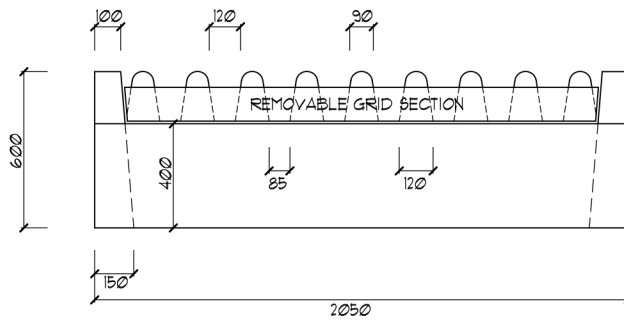


PRECAST CONCRETE CATTLE GRID



PLAN
SCALE 1:25



END ELEVATION
SCALE 1:25

LENGTH	METRIC	WEIGHT (tonnes)		
		GRID	BASE	TOTAL
10ft	2860	1.50	2.00	3.50
13ft	3760	2.00	2.50	4.50
16ft	4660	2.50	3.00	5.50

- CONCRETE STRENGTH 40 MPa @ 28 DAYS
- L11M4 REINFORCEMENT TO GRID SECTION
- L11M25 REINFORCEMENT TO BASE SECTION
- EXCAVATE 300mm OVERSIZE FOR EASE OF INSTALLATION


STATEWIDE CONCRETE PRODUCTS

22 KANOWNA STREET, HASTINGS
Ph (03) 5979 3349 Fax (03) 5979 1504

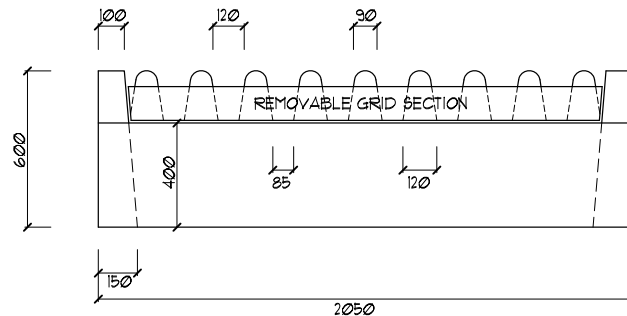
SCP-509

DRAWN	S.R.T. Drafting & Design
CHECKED	R.T.
DATE	7/11/2004

PRECAST CONCRETE CATTLE GRID



PLAN
SCALE 1:25



END ELEVATION
SCALE 1:25

LENGTH	METRIC	WEIGHT (tonnes)		
		GRID	BASE	TOTAL
10ft	2860	1.50	2.00	3.50
13ft	3760	2.00	2.50	4.50
16ft	4660	2.50	3.00	5.50

- CONCRETE STRENGTH 32 MPa @ 28 DAYS
- L11TM4 REINFORCEMENT TO GRID SECTION
- L11TM25 REINFORCEMENT TO BASE SECTION
- EXCAVATE 300mm OVERSIZE FOR EASE OF INSTALLATION

STATEWIDE CONCRETE PRODUCTS

22 KANOWNA STREET, HASTINGS
Ph (03) 5979 3349 Fax (03) 5979 1504

SCP-509

DRAWN	S.R.T. Drafting & Design
CHECKED	R.T.
DATE	7/11/2004